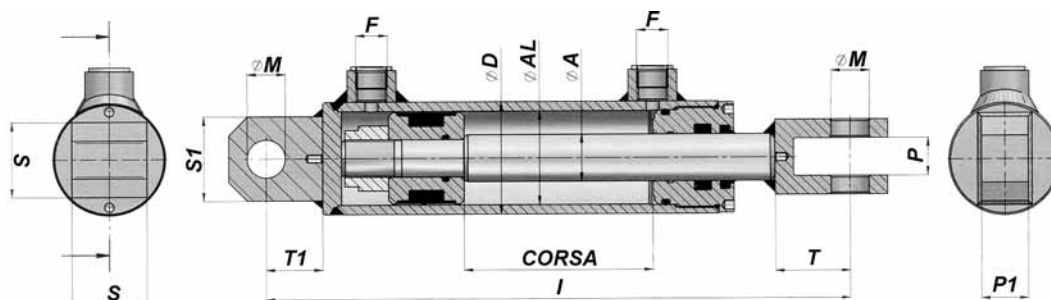


CILINDRI DOPPIO EFFETTO - DOUBLE ACTING CYLINDERS
DOPPELTWIRKENDE ZYLINDER - VÉRINS DOUBLE EFFET

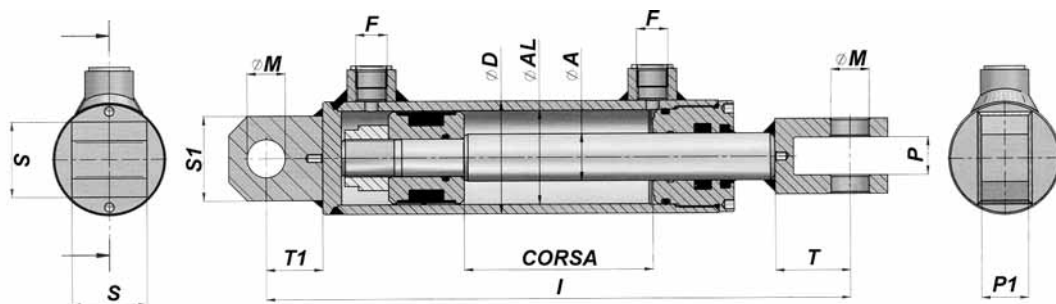
FR



CODICE - CODE CODE - CODE	D	AL	A	CORSA - STROKE LAUF - COURSE	I	M	S	P	T	S1	P1	T1	F	KG
FR32200050	42	32	20	50	214	16,2	35	16	34	35	20	25	1/4"	1,79
FR32200100				100	264									2,10
FR32200150				150	314									2,45
FR32200200				200	364									2,80
FR32200250				250	414									3,19
FR32200300				300	464									3,50
FR32200400				400	564									4,20
FR32200500				500	664									4,90
FR40200100	50	40	20	100	289	16,2	35	16	34	35	20	25	1/4"	2,76
FR40200150				150	339									3,16
FR40200200				200	389									3,55
FR40200250				250	439									3,95
FR40200300				300	489									4,35
FR40200350				350	539									4,76
FR40200400				400	589									5,15
FR40200450				450	639									5,57
FR40200500				500	689									5,98
FR40250100	50	40	25	100	289	16,2	35	16	34	35	20	25	1/4"	2,99
FR40250150				150	339									3,45
FR40250200				200	389									3,88
FR40250250				250	439									4,35
FR40250300				300	489									4,81
FR40250350				350	539									5,28
FR40250400				400	589									5,75
FR40250450				450	639									6,21
FR40250500				500	689									6,69
FR40250550				550	739									7,09
FR40250600				600	789									7,62

TUBO - TUBE - ROHR - TUBE:
STELO - ROD - STANGE - TIGE:

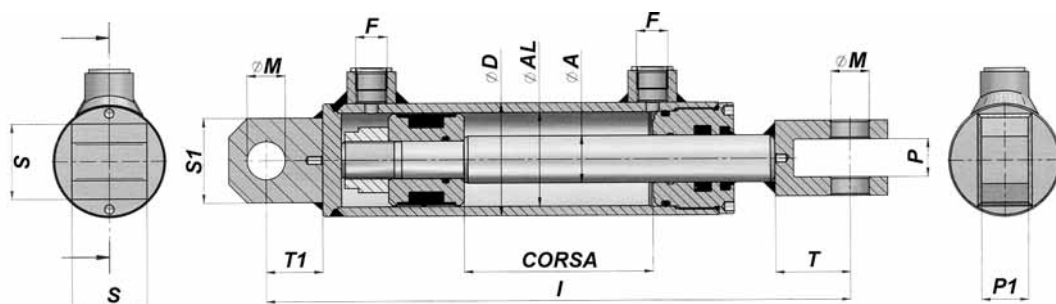
ACCIAIO · STEEL · STAHL · ACIER - ST 52.3 DIN 2393 ISO H9
ACCIAIO · STEEL · STAHL · ACIER - UNI C45 SAE 1045 - CROMO 25 MICRON ± 5



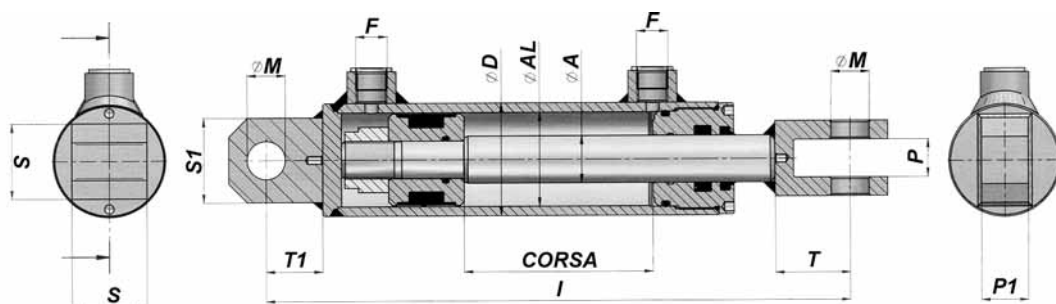
CODICE - CODE CODE - CODE	D	AL	A	CORSA - STROKE LAUF - COURSE	I	M	S	P	T	S1	P1	T1	F	KG
FR50250100	60	50	25	100	310	20,25	40	20	40	45	25	30	3/8"	4,07
FR50250150				150	360									4,62
FR50250200				200	410									5,12
FR50250250				250	460									5,63
FR50250300				300	510									6,13
FR50250350				350	560									6,72
FR50250400				400	610									7,18
FR50250450				450	660									8,08
FR50250500				500	710									8,21
FR50250550				550	760									8,84
FR50250600				600	810									9,24
FR50250800				800	1010									11,49
FR50251000				1000	1210									13,65
FR50300150	60	50	30	150	360	20,25	40	20	40	45	25	30	3/8"	4,89
FR50300200				200	410									5,52
FR50300250				250	460									6,13
FR50300300				300	510									6,75
FR50300350				350	560									7,33
FR50300400				400	610									7,98
FR50300450				450	660									8,58
FR50300500				500	710									9,20
FR50300550				550	760									9,82
FR50300600				600	810									10,42
FR50300700				700	910									11,63
FR50300800				800	1010									12,88
FR50301000				1000	1210									15,35
FR60300100	70	60	30	100	340	25,25	50	25	45	50	30	35	3/8"	6,14
FR60300150				150	390									6,87
FR60300200				200	440									7,52
FR60300250				250	490									8,19
FR60300300				300	540									8,87
FR60300350				350	590									9,52

TUBO - TUBE - ROHR - TUBE:
STELO - ROD - STANGE - TIGE:

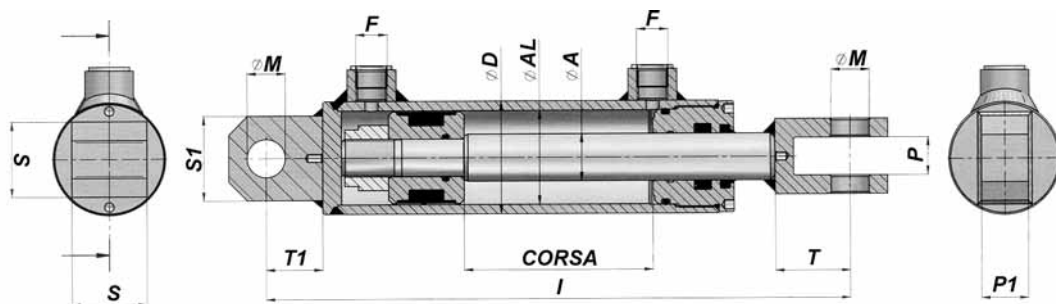
ACCIAIO · STEEL · STAHL · ACIER - ST 52.3 DIN 2393 ISO H9
ACCIAIO · STEEL · STAHL · ACIER - UNI C45 SAE 1045 - CROMO 25 MICRON ± 5



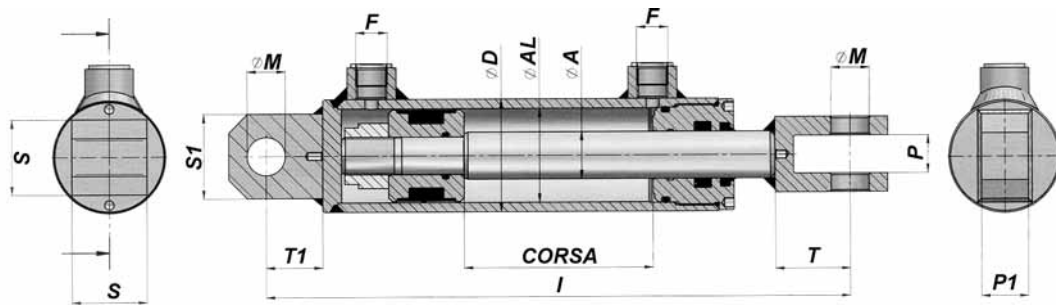
CODICE - CODE CODE - CODE	D	AL	A	CORSA - STROKE LAUF - COURSE	I	M	S	P	T	S1	P1	T1	F	KG
FR60300400	70	60	30	400	640	25,25	50	25	45	50	30	35	3/8"	10,22
FR60300450				450	690									10,85
FR60300500				500	740									11,57
FR60300550				550	790									12,18
FR60300600				600	840									12,92
FR60300800				800	1040									15,58
FR60301000				1000	1240									18,32
FR60350100	70	60	35	100	340	25,25	50	25	45	50	30	35	3/8"	6,39
FR60350150				150	390									7,17
FR60350200				200	440									7,92
FR60350250				250	490									8,72
FR60350300				300	540									9,47
FR60350350				350	590									10,26
FR60350400				400	640									11,05
FR60350450				450	690									11,80
FR60350500				500	740									12,57
FR60350550				550	790									13,32
FR60350600				600	840									14,13
FR60350800				800	1040									17,19
FR60351000				1000	1240									20,25
FR60400200	70	60	40	200	440	25,25	50	25	45	50	30	35	3/8"	8,57
FR60400250				250	490									9,46
FR60400300				300	540									10,35
FR60400350				350	590									11,22
FR60400400				400	640									12,11
FR60400450				450	690									12,96
FR60400500				500	740									13,84
FR60400550				550	790									14,77
FR60400600				600	840									15,62
FR60400800				800	1040									19,15
FR60401000				1000	1240									22,72
FR63400200	73	63	40	200	440	25,25	50	25	45	50	30	35	3/8"	8,93



CODICE - CODE CODE - CODE	D	AL	A	CORSA - STROKE LAUF - COURSE	I	M	S	P	T	S1	P1	T1	F	KG
FR63400250	73	63	40	250	490	25,25	50	25	45	50	30	35	3/8"	9,83
FR63400300				300	540									10,75
FR63400350				350	590									11,65
FR63400400				400	640									12,53
FR63400450				450	690									13,45
FR63400500				500	740									14,35
FR63400550				550	790									15,25
FR63400600				600	840									16,13
FR63400800				800	1040									19,83
FR63401000				1000	1240									23,83
FR70350100	80	70	35	100	340	25,25	50	25	45	50	30	35	3/8"	7,42
FR70350150				150	390									8,30
FR70350200				200	440									9,07
FR70350250				250	490									9,95
FR70350300				300	540									10,73
FR70350350				350	590									11,60
FR70350400				400	640									12,33
FR70350450				450	690									13,21
FR70350500				500	740									13,93
FR70350550				550	790									15,00
FR70350600				600	840									15,55
FR70350800				800	1040									18,90
FR70351000				1000	1240									22,60
FR70400200	80	70	40	200	440	25,25	50	25	45	50	30	35	3/8"	9,61
FR70400250				250	490									10,60
FR70400300				300	540									11,57
FR70400350				350	590									12,53
FR70400400				400	640									14,13
FR70400450				450	690									14,45
FR70400500				500	740									15,35
FR70400550				550	790									16,43
FR70400600				600	840									17,32



CODICE - CODE CODE - CODE	D	AL	A	CORSA - STROKE LAUF - COURSE	I	M	S	P	T	S1	P1	T1	F	KG
FR70400800	80	70	40	800	1040	25,25	50	25	45	50	30	35	3/8"	21,06
FR70401000				1000	1240									24,85
FR80400200	92	80	40	200	475	30,25	60	30	50	60	35	45	1/2"	13,22
FR80400250				250	525									14,35
FR80400300				300	575									15,50
FR80400400				400	675									17,70
FR80400500				500	775									19,90
FR80400600				600	875									22,12
FR80400800				800	1075									26,65
FR80401000				1000	1275									31,06
FR80500200	92	80	50	200	475	30,25	60	30	50	60	35	45	1/2"	14,50
FR80500250				250	525									15,87
FR80500300				300	575									17,30
FR80500400				400	675									20,10
FR80500500				500	775									22,85
FR80500600				600	875									26,15
FR80500800				800	1075									31,65
FR80501000				1000	1275									37,15
FR90500300	105	90	50	300	616	40,25	80	40	70	70	40	60	1/2"	23,60
FR90500400				400	716									26,90
FR90500500				500	816									30,25
FR90500600				600	916									33,60
FR90500800				800	1116									40,25
FR90501000				1000	1316									46,90
FR100500200	115	100	50	200	540	40,25	80	40	70	70	40	60	1/2"	23,80
FR100500250				250	590									25,80
FR100500300				300	640									27,30
FR100500400				400	740									30,80
FR100500500				500	840									34,30
FR100500600				600	940									37,80
FR100500800				800	1140									44,80
FR100501000				1000	1340									51,80



CODICE - CODE CODE - CODE	D	AL	A	CORSA - STROKE LAUF - COURSE	I	M	S	P	T	S1	P1	T1	F	KG
FR100600300	115	100	60	300	640	40,25	80	40	70	70	40	60	1/2"	29,80
FR100600400				400	740									33,80
FR100600500				500	840									37,79
FR100600600				600	940									41,80
FR100600800				800	1140									50,30
FR100601000				1000	1340									58,80